



GK-39

Intervention Activities Guide (IAG)
Blackline Masters



Graphophonemic Knowledge | Letter Substitution: Middle Vowels

GK-39 Middle Vowel Memory

Blackline Master available
www.tpri.org

Students play a Memory-style card game, attempting to match vowel cards with a picture of a CVC word that includes that middle vowel.

MATERIALS: Word list, picture cards, index cards, marker

- 1 Create at least one letter card for each vowel; some can be on two cards. Find a picture of a matching CVC word for each vowel. Include multiple pictures for vowels that appear more than once.
- 2 Shuffle and arrange the cards face down on a table, vowel cards on one side and picture cards on the other.
- 3 Students take turns turning over a vowel card, pronouncing the vowel, and then turning over a picture card and saying the word depicted. If the student turns over a matching vowel card and picture, it makes a pair and the student keeps the cards.
- 4 Play continues with each student taking one turn at a time until all cards are picked up.



PREPARATION OF MATERIALS: Print the Vowels and the Picture Cards on different colored paper. Cut the cards apart. Follow the directions for play.

Vowels	
a	e
i	o
u	a
e	i
o	u

Picture Cards	
hat	bed
pig	dog
bus	fan
net	pin
fox	tub



More Challenging: Print Vowels and Picture Cards on the same color of paper.

a

GK-39

e

GK-39

i

GK-39

o

GK-39

u

GK-39

a


GK-39

e

GK-39

i

GK-39

A large, bold, black lowercase letter 'o' centered in the left box.

GK-39

A large, bold, black lowercase letter 'u' centered in the right box.

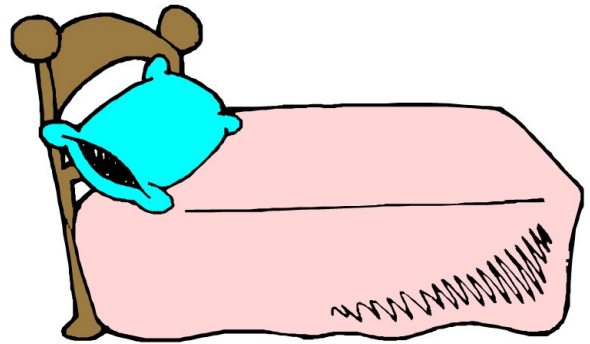
GK-39

hat



GK-39

bed




GK-39

pig



GK-39

dog




GK-39

bus



GK-39

fan




GK-39

net




GK-39

pin



GK-39

fox



GK-39

tub



GK-39