




GK-48

Intervention Activities Guide (IAG)
Blackline Masters



Graphophonemic Knowledge | Vowel Sounds: Diphthongs

GK-48 Diphthong Memory

Blackline Master available
www.tpri.org 

Students play a Memory-style card game, attempting to match diphthongs with a picture of a word that includes that diphthong.

MATERIALS: *Picture cards, index cards, marker*

- 1 Write the diphthongs /oi/ /oy/ /ou/ /ow/ on index cards, making two cards for each diphthong.
- 2 Print the picture cards provided on the Blackline Master for this activity, which includes two picture cards for each diphthong.
- 3 Arrange the cards face down on a table, diphthong cards on one side and picture cards on the other.
- 4 Students take turns turning over a diphthong card, pronouncing the diphthong, and then turning over a picture card and saying the word depicted. If the student turns over a matching diphthong and picture, it makes a pair and the student keeps the cards.
- 5 Play continues with each student taking one turn at a time until all cards are picked up.



PREPARATION OF MATERIALS: Print the Diphthongs and the Picture Cards on different colored paper. Cut the cards apart. Follow the directions for play.

| Diphthongs | |
|------------|----|
| oi | oy |
| ou | ow |
| oi | oy |
| ou | ow |

| Picture Cards | |
|---------------|-------|
| coin | boy |
| cloud | cow |
| point | toy |
| house | clown |



More Challenging: Print Diphthongs and Picture Cards on the same color of paper.

oi

oy

GK-48

GK-48

ou

ow

GK-48

GK-48

oi

oy

GK-48

GK-48

ou

ow

GK-48

GK-48



coin




boy

GK-48

GK-48




cloud



cow

GK-48

GK-48



point



toy

GK-48

GK-48



house



clown

GK-48

GK-48