



## PA-53 Blending Bee

Students practice blending phonemes by playing a spelling bee-type game.

**MATERIALS:** *Picture cards*

- ❶ Create a stack of picture cards.
- ❷ Students form a line and take turns drawing a picture card from the stack and saying the word phoneme by phoneme.
- ❸ The first student in line blends the word. If correct, the student keeps the card. If incorrect, provide support and clarification.
- ❹ The student goes to the end of the line and the next student takes a turn.
- ❺ Continue playing until no picture cards remain.




**PREPARATION OF MATERIALS:** Print the sets of picture cards. Cut the picture cards apart. Follow the directions for play.

Set 1	
frog	sun
tree	grass
lamb	milk
hook	panda

Set 2	
kite	tub
lamp	hand
mask	beach
tent	pie

Set 3	
raft	sock
rope	fork
bug	chick
dive	vest

frog



PA-53

SET 1


sun



PA-53

SET 1


tree



PA-53

SET 1

grass



PA-53

SET 1

lamb



PA-53

SET 1

milk



PA-53

SET 1

hook



PA-53

SET 1


panda



PA-53

SET 1

kite



PA-53

SET 2

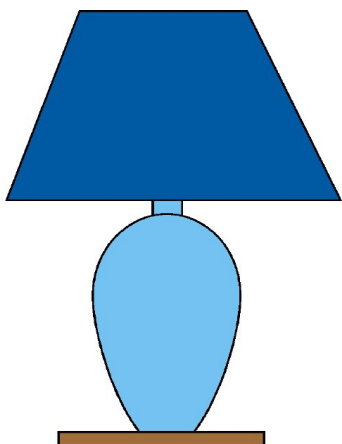
tub



PA-53

SET 2

lamp



PA-53

SET 2

hand



PA-53

SET 2


mask



PA-53

SET 2


beach



PA-53

SET 2


tent



PA-53


SET 2

pie



PA-53

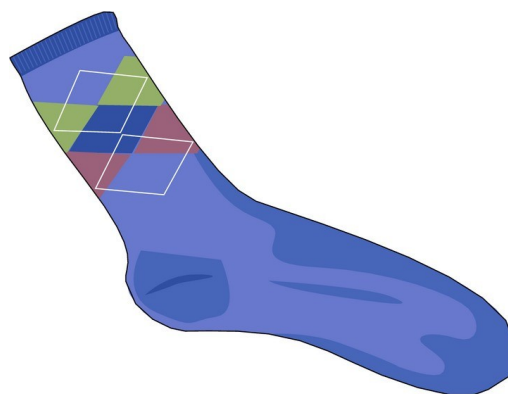
SET 2



raft

PA-53


SET 3



sock

PA-53


SET 3



rope

PA-53

SET 3



fork

PA-53

SET 3



bug

PA-53

SET 3



chick

PA-53

SET 3



dive

PA-53

SET 3



vest

PA-53

SET 3