

Investigating Books

Writing Together

You and your child will:

Explore books about writing letters and creating stories.


You need:

- Puppet
- Finger pointer
- Magnifying glass
- Flashlight

Books for this station:

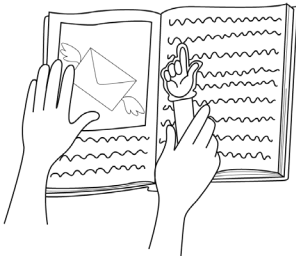
- *Bunny Loves to Write* by Peter Bently
- *Dear Primo* by Duncan Tonatiuh
- *Dear Mr. Blueberry* by Simon James
- *Yours Truly, Goldilocks* by Alma Flor Ada

1



Tell your child that these books are about **writing letters and stories**. Let your child choose a book that interests him/her.

2



Follow your child's lead as you look at the pictures and words in the book.

3



Keep the conversation going. Expand on your child's ideas, comment and ask questions.

Questions to ask:

- What's happening in this picture/book?
- What do you see or hear?
- What do you think the words say about this picture?

Investigating Writing

Writing Together

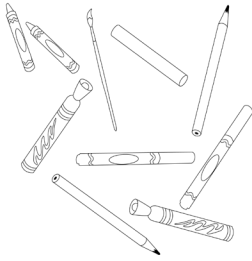
You and your child will:

Explore writing using different writing materials.

You need:

- Chalk
- Crayons
- Washable markers
- Alphabet Cards
- White paper
- Construction paper assorted colors
- Black construction paper

1



With your child, look through different **writing materials** available. Ask your child, “**Which items would you like to explore first?**”


2



Explore each writing item one at a time. Follow your child’s lead to draw pictures, write letters or words.

**It’s okay to move on when your child is ready to try something new.*

3



While exploring, **talk about the shapes and forms** your child is making.

Questions to ask:

- What shapes or letters can you draw?
- What letter does your name begin with?
- How do you make the first letter in your name?

4



Remember to **praise** your child’s efforts.

Sensory Writing

Writing Together

You and your child will:

Explore different writing materials that make writing fun.

You need:

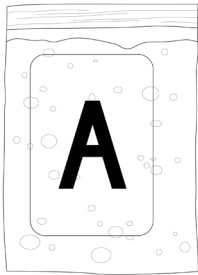
- Shaving cream bag
- Hair gel bag
- Rice bag
- Alphabet cards

1



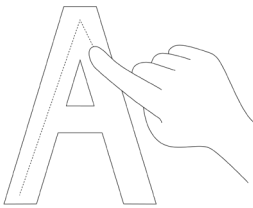
Help your child choose a sensory bag to explore. **Ask** your child which item he/she would like to try first.

2



Place the sensory bag over the alphabet card. Have your child use his/her **pointer finger to trace** the letter.

3




While exploring, **talk about the shapes and forms** each letter makes.

Questions to ask:

- How does it feel? Squishy? Smooth?
- Can you trace the lines on the letter?
- Which letter are you making?

4



Remember to **praise your child** for his/her efforts. **It's okay to move on when your child is ready to try something new.*

Writing Letters

Writing Together

You and your child will:

Write a letter for someone special.

You need:

- Pens
- Pencils
- Markers
- Stamp sticker
- Lined writing paper
- Envelope

1



Say, “We’re going to write a letter for someone special.” Help your child choose someone to write the letter to.

2



Help your **child write a message** on the paper.

Questions to ask:


- How should we begin the letter?
- What would you like to say?
- How will _____ feel when he/she gets this letter?

3



Place the letter in the envelope.

4



Add a stamp sticker to the top right corner of the envelope. **Add your name, address, and to who and to where** the letter is going.

Greeting Card

Writing Together

You and your child will:

Create an invitation for a special celebration.

You need:

- Glue
- Crayons
- Markers
- Scissors
- Foam shapes
- Pom-poms
- Gift tissue paper
- Greeting cards
- Constructions paper assorted colors

1



Tell your child that together you will **create a card to give to someone special**. Help your child choose a person to give the card to.

2



Help **your child write** a message inside the card.

Questions to ask:

- How should we start the card?
- What would you like to say?
- Would you like to add the date?

3



Decorate your card with the supplies provided. While you decorate, talk about how receiving this card will make this person feel.