




Module 1: Getting to Know Curriculum Components

About the Curriculum



By the time a child is _____ years old, their brain is already developed by ____%. This means that each day is crucial for healthy child development.

By consistently implementing each aspect of the CIRCLE Infant and Toddler Curriculum, **children will:**



- Develop secure attachments and a sense of _____.
- Follow a consistent _____ that meets their individual needs.
- Learn through _____.
- Understand their families, cultures, and languages are important.
- Engage in meaningful conversations, experiences, and interactions with adults and other children.
- Follow their own interests by freely moving around and exploring _____ indoor and outdoor spaces and materials.

The CIRCLE Infant and Toddler Curriculum is designed to serve not only as a tool to support children's growth and development but also as a professional development tool to subtly guide you from foundational to advanced implementation. **Teachers will:**



Highlight what you are most eager to learn more about!


- Build knowledge of best practices for infant and toddler children.
- Provide nurturing, responsive, and consistent caregiving.
- Incorporate developmentally appropriate schedules, routines, play experiences, and social interactions.
- Respond appropriately to children's unique needs, interests, and abilities.
- Create a language-rich environment by talking, singing, and reading throughout the day.
- Build positive relationships and connect regularly with families.
- Use ongoing observations to support children's individual development.

Curriculum Components

There are six main components of the curriculum: the *Teacher's Guide*, *Plan Your Week*, *Activities A-Z*, *Family Engagement*, *Supporting All Children*, and *Supplemental Resources*.

Teacher's Guide

This rich resource helps you understand how to meet the unique needs of infant and toddler children in your care and provides specific guidance on how to implement the curriculum.



Exploring the Teacher's Guide

Page _____: Implementing the CIRCLE Infant and Toddler Curriculum—This section includes information about how to use each of the curriculum components and creating weekly lesson plans using the curriculum.

Page _____: Addressing the Developmental _____
This section describes the key developmental domains of child development.

Page _____: Fostering Learning and Development
This section includes information about _____ caregiving, learning opportunities, physical environment, and flexible scheduling and routines.

Page _____: Building an _____ Environment
This section includes information on cultural responsiveness and dual language learners as well as guidance for supporting children with disabilities, developmental delays, and diverse needs.

Page _____: Encouraging Family Engagement
The information in this section helps you make connections between what children are learning at school and how families can support their child's learning at home.

Page _____: Monitoring Child Development
This section provides guidance on developmental milestones, ongoing observation cycle, sharing assessment information with families, and much more!

Page _____: Enhancing Teacher Knowledge
This section provides helpful resources available through the Children's Learning Institute to support your ongoing professional development and quality improvement.

Appendix: There are a variety of helpful resources—including lesson plan templates, parent letters, developmental milestones checklists, sample observation forms, and ... (**list other things you find in the Appendix**).



Plan Your Week

The *Plan Your Week* resources provide comprehensive planning guidance for children 0-36 months.

Exploring Plan Your Week

All Weekly Overviews, have a user-friendly layout with tips or activity choices to assist with planning meaningful experiences and responsive interactions during all parts of the day. You will find the following sections in every Weekly Overview.



- Goals for the Week
- Daily _____
- Spontaneous Play
- _____ Play
- Songs, Rhymes & Chants
- Storytime
- _____
- Ongoing _____
- Family Engagement



Activities A-Z

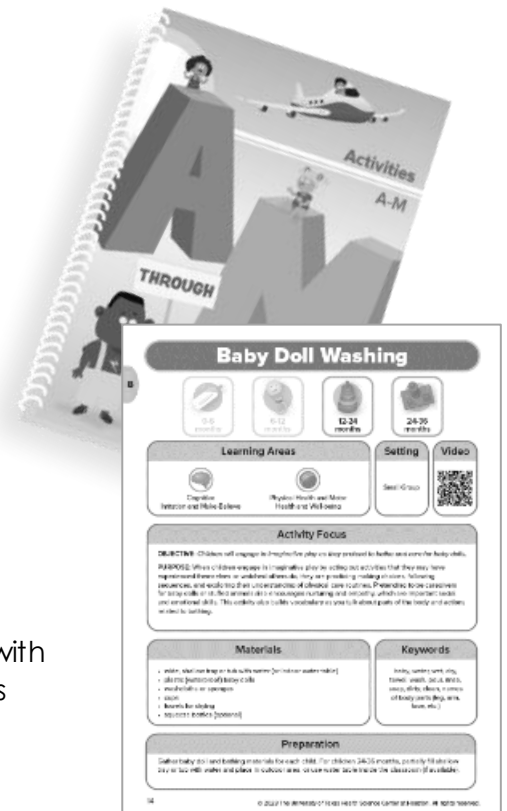
All activity names shown in _____ font on the Weekly Overviews in the *Plan Your Week* book can be found in the *Activities A-Z* resources.



Hot down two things that catch your attention as helpful or important in the Overview section.

Exploring Activities A-Z

All activities contain the same key information to assist you with planning and implementing hands-on, high-quality activities throughout the day.



Supporting All Children

Provides tips and strategies for adjusting activities, _____, and materials to support the needs of all children.

The book is organized around 7 areas of support:

- Auditory, Dual Language Learners, Language and Communication, Motor, Sensory, Social and Emotional, and Visual

Exploring Supporting All Children

Each area of support includes a brief overview, strategies and techniques, and considerations and tips.

The Social and Emotional section also contains information on preventing and responding to common challenging behaviors.

The last session includes tips for communicating with families regarding:

- _____
- _____

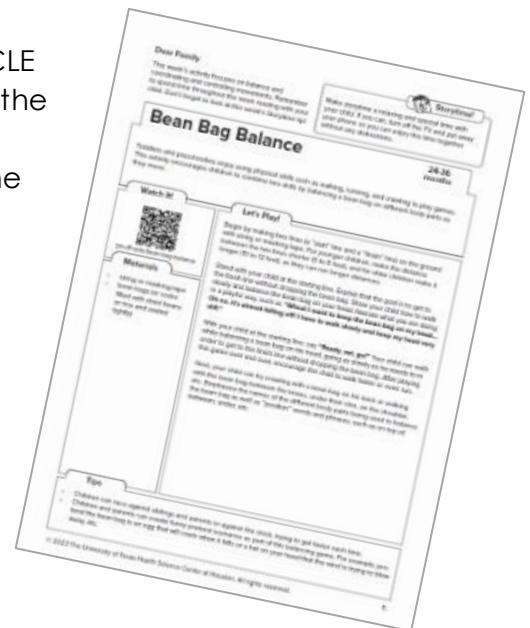


Family Engagement

Choose from a selection of family activities from the CIRCLE Activity Collection: Family on CLI Engage that aligns with the activities children are experiencing in the classroom. This resource contains family activities in print-friendly, blackline masters to allow you to easily copy an activity in English, Spanish, or both.

Exploring Family Engagement

How might you use this resource in your classroom?



Supplemental Resources

There are a variety of resources that may be included in your curriculum set.

- Transitions Cards
- Hello, Goodbye signs
- Handwashing Steps cards
- For 24-36 months, you will have additional activity cards that go with various activities.
- A book with a collection of rhymes, songs, stories, and fingerplays that are suggested in Theme-based Learning Cycles.

Also available are Essentials Kits created in partnership with Lakeshore Learning.

Where Do I Get Help?

Visit: Cliengage.org

Professional Development Resources

Access Free Online Training Modules at:

<https://clisolutionsgroup.org/circle-infant-and-toddler-curriculum/>

Module 1: Getting to Know the Curriculum Components

Module 2: Taking a Closer Look at Plan Your Week and Activities A-Z

Module 3: Planning with Core Learning Cycles: 0-36 Months

Module 4: Planning with Theme-based Learning Cycles: 12-36 Months

Questions? Email us: CIRCLECurriculum@uth.tmc.edu

We hope you  your CIRCLE Infant and Toddler Curriculum!

